












































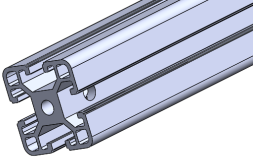
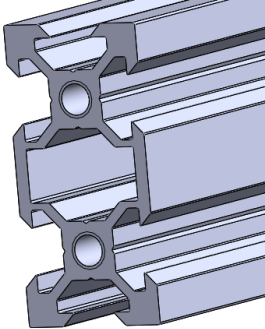
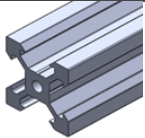
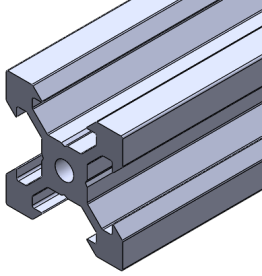




LIST OF BOXES TO BE SHIPPED				
TYPE	Name	BOX	DESCRIPTION	QTY.
PRINTER	BIG60	BIG60-MAIN		1
		BIG60-MOTION		1
		BIG60-PRF		1
		MODIX-SUP	Not sent when ENLCOSURE is ordered	1
		BIG60-BED	230V or 110V depends on the region.	1
ADDONS(Optional)	ENCLOSURE	BIG60-ENC1		1
		BIG60-ENC2		1

BIG60-ELC(LOCATED INSIDE BIG60-MAIN)				
ITEM NO.	PART NUMBER	DESCRIPTION	QTY.	PICTURE
1	ELC-V4		1	
2	P_A		1	
3	P_B		1	
4	C		1	
5	X-F-M	X MOTOR CABLE - FRONT	1	
6	X-B-M	X MOTOR CABLE - BACK	1	
7	Y-M_BIG60	Y MOTOR CABLE FOR BIG60	1	
8	Z-B-L	Z MOTOR CABLE - BACK, LEFT	1	
9	Z-F-L	Z MOTOR CABLE - FRONT, LEFT	1	
10	Z-F-R	Z MOTOR CABLE - FRONT, RIGHT	1	
11	Z-B-R	Z MOTOR CABLE - BACK, RIGHT	1	
12	X-F-S	X FRONT OPTICAL ENDSTOP	1	
13	X-B-S	X BACK OPTICAL ENDSTOP	1	
14	LCD-4wire	LCD CABLE, 4 WIRE	1	
15	LCD-RIBBON	LCD CABLE, RIBBON	1	

BIG60-MAIN						
NO.	TYPE	BOX	PART NUMBER	DESCRIPTION	QTY.	PICTURE
1	ELC	ELECTRONICS	BIG60-ELC-V4	ELECTRONIC BOX AND WIRING FOR BIG60	1	
2			MODIX-LCD	LCD COMPONENTS	1	
3	FRAME	FRAME COMPONENTS	FRAME-COMPONENTS	FRAME COMPONENTS AND FASTENERS	1	
4	X-AXIS	IDLER	XAXIS-IDLER-BACK	X-AXIS IDLER ASSEMBLY - BACK	1	
5			XAXIS-IDLER-FRONT	X-AXIS IDLER ASSEMBLY - FRONT	1	
6		MOTOR	XAXIS-MOTOR-BACK	X-AXIS MOTOR ASSEMBLY - FRONT	1	
7			XAXIS-MOTOR-FRONT	X-AXIS MOTOR ASSEMBLY - FRONT	1	
8		XAXIS-RAILS-BIG60	M3X10 HEX	THREADLOCKER BLUE 242 paste	24	
9			Spring Shim - M3	OD:6.2mm THK:0.8mm	24	
10			4040 M3 T-Nut	4040 M3 T-Nut	24	
11		XAXIS-BELT-BIG60	GENERAL-P-BUY-BELT-2M	GT2 OPEN LOOP BELT - 2M LENGTH	2	
12			GENERAL-P-CNC-0007	Belt Clip	4	
13	Y-AXIS	MOTOR	YAXIS-MOTOR	Y-AXIS MOTOR ASSEMBLY	1	
14		IDLER	YAXIS-IDLER	Y-AXIS IDLER ASSEMBLY	1	
15		YAXIS-RAIL-BIG60	M3X8 HEX	THREADLOCKER BLUE 242 paste	12	
16			Spring Shim - M3	OD:6.2mm THK:0.8mm	12	
17			2020 M3 T-Nut	2020 M3 T-Nut	12	
18		YAXIS-BELT-660	GENERAL-P-BUY-BELT-2M	GT2 OPEN LOOP BELT - 2M LENGTH	1	
19			GENERAL-P-CNC-0007	Belt Clip	2	
20	Cable Chain	Cable Chain	CABLE-CHAIN	CABLE CHAIN COMPONENTS FOR X & Y AXIS	1	
21	Z-AXIS	Z-TOP	ZAXIS-TOP-RODS	Z-AXIS TOP ASSEMBLY, SMOOTH RODS	3	
22			ZAXIS-TOP-WIRE-RODS	Z-AXIS TOP ASSEMBLY, WIRE MANAGEMENT, SMOOTH RODS	1	
23		Z-BOTTOM	ZAXIS-BOTTOM-RODS	Z-AXIS BOTTOM ASSEMBLY, SMOOTH RODS	2	
24			ZAXIS-BOTTOM-2-RODS	Z-AXIS BOTTOM ASSEMBLY, SMOOTH RODS	2	
25		Z-MID	ZAXIS-MID-RODS	Z-AXIS MID ASSEMBLY, SMOOTH RODS	2	
26			ZAXIS-MID-2-RODS	Z-AXIS MID ASSEMBLY, SMOOTH RODS, MIRRORED	2	
27	Printhead	PRINthead COMPONENTS	PRINthead-V4-A	PRINthead ASSEMBLY; DUAL SIDE BY SIDE	1	
28		GRIFFIN	GRIFFIN-PRIMARY-V4	GRIFFIN PRIMARY COMPONENTS	1	
29	BED	BED	BED-ASM-BIG60	BED PROFILE AND COMPONENTS ASSEMBLY	1	
30	WIRING	CHANNELS	TUNNEL-225	LEFT SIDE TUNNEL	2	
31			TUNNEL-90	TOP TO ELC BOX TUNNEL	1	
32			TUNNEL-450	BOTTOM TO ELC BOX TUNNEL	1	
33			M5X12 Low Profile	BLACK	8	
34			4040 M5 T-Nut	4040 M5 T-Nut	8	
35	Front Panels	FRONT PANELS PROFILES	SUPPORT-PROFILES-COMP	FRONT PANELS PROFILES COMPONENTS	1	
36		FRONT PANELS FASTENERS	M5X8 LOW PROFILE	BLACK	6	
37			M5X12 LOW PROFILE	BLACK	10	
38			2020 M5 T-Nut	2020 M5 T-Nut	6	
39			4040 M5 T-Nut	4040 M5 T-Nut	10	
40		FILAMENT	FILAMENT-DETECTION	CLOG DETECTOR COMPONENTS	1	

BIG60-MAIN						
NO.	TYPE	BOX	PART NUMBER	DESCRIPTION	QTY.	PICTURE
41	FILAMENT	FILAMENT	FILAMENT-HOLDER	FILAMENT HOLDER COMPONENTS	1	
42		PTFE	PTFE-4-3-1500	PTFE TUBE, OD:4, ID:3, LENGTH:1500MM	1	
43			PTFE-6-3-1500	PTFE TUBE, OD:6, ID:3, LENGTH:1500MM	1	
44			PG-4-6	PNEUMATIC CONNECTOR FOR PTFE	1	
45	POWER	Power Supply	POWER-SUPPLY	POWER SUPPLY COMPONENTS	1	
46		CABLE	C13-C14 Cable		3	
47		ADAPTERS	EU Adapter	Modulare AC adapter for Europe	3	
48			US Adapter	Modulare AC adapter for the US	3	
49			AU Adapter	Modulare AC adapter for Australia	3	
50			UK Adapter	Modulare AC adapter for England	3	
51	OTHERS		TOOLS		1	
52			CRASH-DETECTOR	CRASH DETECTOR COMPONENTS	1	
53			ZOFFSET-CALIBRATION	AUTOMATIC Z OFFSET COMPONENTS	1	
54			Articulated Legs		4	
55			SPARE BAG		1	
56			CE-PACK		1	


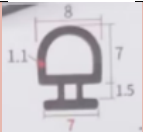





BIG60-PRF				
ITEM NO.	PART NUMBER	DESCRIPTION	QTY.	PICTURE
1	GENERAL-P-BUY-4040-990	Z-Axis Profile	4	
2	GENERAL-P-BUY-4040-820	X-Axis Bottom Profile	2	
3	GENERAL-P-BUY-4040-900	X-Axis Top Profile	2	
4	GENERAL-P-BUY-4040-800	Y-Axis Profile	4	
5	GENERAL-P-BUY-2040-756	BIG60 - Cable Chian 2040 profile	1	
6	GENERAL-P-BUY-2040-781.5	BIG60 FRONT PANELS PROFILE - TOP	1	
7	GENERAL-P-BUY-2040-811.5	BIG60 FRONT PANELS PROFILE - BOTTOM	1	
8	GENERAL-P-BUY-2020-790	2020 PROFILE, L=790mm, Y-Bridge	1	
9	GENERAL-P-BUY-2020-892	2020 PROFILE, L=892mm, BED ASSEMBLY	2	
10	GENERAL-P-BUY-2020-620	2020 PROFILE, L=620mm, BED ASSEMBLY	2	


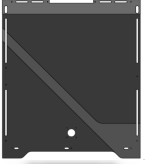









BIG60-PRF				
ITEM NO.	PART NUMBER	DESCRIPTION	QTY.	PICTURE
11	BIG60-ACP-FRONT-TOP	FRONT ACP PANEL	1	
12	BIG60-ACP-FRONT-BOTTOM	BOTTOM ACP PANEL	1	





BIG60-MOTION				
ITEM NO.	PART NUMBER	DESCRIPTION	QTY.	PICTURE
1	MGW9H1R700ZFCM	XY-AXIS RAIL -L700	3	
3	CABLE-CHAIN-HY15A.3-37	Cable Chain, 37 links, including two end connectors	1	
4	CABLE-CHAIN-HY15A.3-31	Cable Chain, 31 links, including two end connectors	1	
5	MIC6-PLATE-660	BED 660	1	
6	PEI-660-SHEET	PEI SHEET for 660mm plate, including 3M adhesive	1	
7	RODS-12-900	SMOOTH RODS, L:900mm, OD:12mm	4	
8	SFUR01204T4DFC7-830-P1	BIG60, 120X, 180X Ballscrew	4	
9	RAILS_CLIP	Set of two MGW rails clip	3	


BIG60-ENC1-V4					
ITEM NO.	BOX/BAG/TYPE	PART NUMBER	DESCRIPTION	QTY.	PICTURE
1	Pivot Lid	GENERAL-P-BUY-2020-CornerBracket	Corner Bracket	2	
2		GENERAL-P-BUY-2020-L-Joint	L joint 2020, including set screws	8	
3		GENERAL-P-BUY-2020-815	BIG 60 PIVOT BOTTOM PROFILE	1	
4		GENERAL-P-BUY-2020-855	BIG 60 PIVOT FRONT PROFILE	2	
5		GENERAL-P-BUY-2020-350.5	BIG 60 PIVOT SIDE Y PROFILE	2	
6		GENERAL-P-BUY-2020-296	BIG 60 LID Z SIDE PROFILE	2	
7		ENC-HINGE-2020-CL218-2	2020 METAL HINGE; CL218-2	2	
8		ENC-HNADLE-320	HANDLE. HOLES DISTANCE:320MM	1	
9		ENC-END_CORK-2020	END CORK FOR 2020 PROFILES	2	
10		M4X20 HEX	Black	2	
11		M5X8 Button-Head	Black	4	
12		M5X8 Low Profile	Black	14	
13		M5X12 Conic	Black	4	
14		2020 M5 T-Nut		22	
15	Top Lid	GENERAL-P-BUY-2020-860	TOP LID TOP PROFILE - 660 LID	4	
16		GENERAL-P-BUY-2020-300	TOP LID VERTICAL REAR PROFILES	2	
17		GENERAL-P-BUY-2020-445.5	TOP LID MID TOP PROFILE - BIG60	1	
18		GENERAL-P-BUY-2020-316.4	TOP LID VERTICAL FRONT PROFILES - BIG60	2	
20		ENC-LID-02	4040 to 2020 Profile Holder Mirrored	2	
21		ENC-LID-01	4040 to 2020 profile holder	2	
23		GENERAL-P-BUY-2020-CornerBracket	Corner Bracket	10	
24		GENERAL-P-BUY-2020-L-Joint	L joint 2020	8	
25		ENC-END_CORK-2020	END CORK FOR 2020 PROFILES	2	
26		ENC-SEALING-2020-DCR6-371	2020 SEALING; DCR6; BLACK; 371MM	4	
27		ENC-SEALING-2020-DCR6-315	2020 SEALING; DCR6; BLACK; 315MM	4	
28		M5X12 Conic	Black	4	
29		M5X8 Button-Head	Black	20	
30		M5X8 Low Profile	Black	40	


BIG60-ENC1-V4					
ITEM NO.	BOX/BAG/TYPE	PART NUMBER	DESCRIPTION	QTY.	PICTURE
31		M5X12 Low Profile	Black	5	
32		M5X16 Low Profile	Black	4	
33		2020 M5 T-Nut		64	
34		4040 M5 T-Nut		5	
35	Doors	GENERAL-P-BUY-2020-CornerBracket	Corner Bracket	8	
36		GENERAL-P-BUY-2040-657	BIG 60 DOOR HINGE PROFILE	2	
37		GENERAL-P-BUY-2020-383	BIG 60 DOOR TOP AND BOTTOM PROFILE	4	
38		GENERAL-P-BUY-2020-689.8	BIG 60 DOOR HANDLE PROFILE	2	
39		DOOR-HINGE-B2222_1011	2040 DOOR HINGE; B2222_1011; BLACK	4	
40		DOOR-COVER-2020-15X3-689	PROFILE 5 COVER 15X3; L=689MM	2	
41		ENC-END_CORK-2020	END CORK FOR 2020 PROFILES	4	
42		ENC-HNADLE-320	HANDLE. HOLES DISTANCE:320MM	2	
43		DOOR-MAGNET	OD:20, THK:3mm, ID:3mm;	4	
44		M4X16 HEX	Black	4	
45		M3X10 Conic	Black	4	
46		M5X8 Low Profile	Black	32	
47		M5X12 Low Profile	Black	8	
48		M5X8 Button-Head	Black	16	
49		2020 M3 T-Nut		4	
50		2020 M5 T-Nut		48	
51		4040 M5 T-Nut		8	
52	Sealing	General-P-BUY-LProfile-25x20-777	L-Profile; 25x2-x2; L=777mm	2	
53		General-P-BUY-LProfile-20x15-703	L-Profile; 25x15x2; L=703mm	2	
54		DOOR-P-SM-001	DOOR MAGNET BRACKET; WITH 3M468P sticker	2	
55		M3X8 Conic	Black	6	
56		M3X10 Low Profile	Black	6	
57		2020 M3 T-Nut		6	

BIG60-ENC1-V4					
ITEM NO.	BOX/BAG/TYPER	PART NUMBER	DESCRIPTION	QTY.	PICTURE
58		4040 M3 T-Nut		6	
59		DOOR-SEALING-EPDM-7-655	EPDM Sealing for doors; 655mm	2	
60		DOOR-SEALING-EPDM-7-380	EPDM Sealing for doors; 380mm	4	
61	S.Panels	ENC-BACK-COVER		1	
62		M5X12 Low Profile	Black	54	
63		4040 M5 T-Nut		54	
64	PTFE GUIDE	Black Wire Cable House		4	
65		M5X8 Low Profile	Black	4	
66		2020 M5 T-Nut		4	
67	PNEUMATIC	PNEUMATIC HINGE	50N;Distance1:230mm	2	
68		PNEUMATIC HINGE CONNECTOR		4	
69		ENC_PNEUMATIC		1	
70	Air Filter	M5X16 LOW PROFILE	BLACK	12	
71		M5 Nut	Black	12	
72	LED	LED1		1	 White 6000K
73		LED4		1	

BIG60-ENC2-V4					
ITEM NO.	BOX/BAG/TYPER	PART NUMBER	DESCRIPTION	QTY.	PICTURE
1	ACP	ENC-ACP-BIG60-SIDE		1	
2		ENC-ACP-BIG60-SIDE		1	
3		ENC-ACP-BIG60-BOTTOM	BIG60 BOTTOM PANEL	1	
4		ENC-ACP-BIG60-LID-TOP	BIG60 TOP LID TOP PANEL	1	
5		ENC-ACP-BIG60-LID-BACK	BIG60 TOP LID BACK PANEL	1	
6		ENC-ACP-BIG60-TOP	BIG60 4040 TOP COVER	1	
7		ENC-ACP-BIG60-BACK	BIG60 BACK PANEL	1	
8		ENC-ACP-BIG60-BACK-COVER	BIG60 BACK PANEL COVER	1	
9		ENC-ACP-BIG60-BACK-ELC	ELC PANEL	1	
10		ENC-PC-BIG60-LID-SIDE-RIGHT	BIG60 TOP LID RIGHT SIDE PANEL	1	
11		ENC-PC-BIG60-LID-SIDE-LEFT	BIG60 TOP LID LEFT SIDE PANEL	1	

BIG60-ENC2-V4					
ITEM NO.	BOX/BAG/TYPE	PART NUMBER	DESCRIPTION	QTY.	PICTURE
12	PC	ENC-PC-BIG60-PIVOT-0001	BIG60 PIVOT LID TOP PANEL	1	
13		ENC-PC-BIG60-PIVOT-0002_V2	BIG60 PIVOT LID FRONT PANEL	1	
14		ENC-PC-BIG60-DOOR-RIGHT	BIG60 DOOR PANEL - LOGO	1	
15		ENC-PC-BIG60-DOOR-RIGHT	BIG60 DOOR PANEL - NO LOGO	1	

BIG60-BED-110/230				
ITEM NO.	PART NUMBER	DESCRIPTION	QTY.	PICTURE
1	BIG60-BED-110/230		1	

BIG60-33-FIX						
NO.	TYPE	BOX	PART NUMBER	DESCRIPTION	QTY.	PICTURE
1	ENC1	ENC_PNEUMATIC	M5X8 Low Profile		8	
2			M5X16 HEX Thread Lock		4	
3			M5 Nut		8	
4			2020 M5 T-Nut		8	
5	MAIN		BIG60 110V Name Plate		1	
6		LCD	M5X10 HEX		2	