
















































| LIST OF BOXES TO BE SHIPPED | | | | |
|-----------------------------|-----------|-------------|-------------------------------------|------|
| TYPE | Name | BOX | DESCRIPTION | QTY. |
| PRINTER | 120X | 120X-MAIN | | 1 |
| | | 120X-MOTION | | 1 |
| | | 120X-PRF | | 1 |
| | | MODIX-SUP | Not sent when ENLCOSURE is ordered | 1 |
| | | BIG60-BED | 230V or 110V depends on the region. | 2 |
| ADDONS(Optional) | ENCLOSURE | 120X-ENC1 | | 1 |
| | | 120X-ENC2 | | 1 |



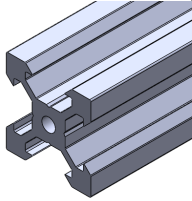

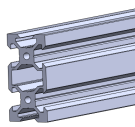

| 120X-ELC-V4 | | | | |
|-------------|-------------|------------------------------|------|---------|
| ITEM NO. | PART NUMBER | DESCRIPTION | QTY. | PICTURE |
| 1 | ELC-V4 | | 1 | |
| 2 | P_A | | 1 | |
| 3 | P_B | | 1 | |
| 4 | C | | 1 | |
| 5 | X-F-M | X MOTOR CABLE - FRONT | 1 | |
| 6 | X-B-M | X MOTOR CABLE - BACK | 1 | |
| 7 | Y-M_120X | Y MOTOR CABLE FOR BIG60 | 1 | |
| 8 | Z-B-L | Z MOTOR CABLE - BACK, LEFT | 1 | |
| 9 | Z-F-L | Z MOTOR CABLE - FRONT, LEFT | 1 | |
| 10 | Z-F-R | Z MOTOR CABLE - FRONT, RIGHT | 1 | |
| 11 | Z-B-R | Z MOTOR CABLE - BACK, RIGHT | 1 | |
| 12 | X-F-S | X FRONT OPTICAL ENDSTOP | 1 | |
| 13 | X-B-S | X BACK OPTICAL ENDSTOP | 1 | |
| 14 | LCD-4wire | LCD CABLE, 4 WIRE | 1 | |
| 15 | LCD-RIBBON | LCD CABLE, RIBBON | 1 | |

| 120X-MAIN-V4 | | | | | | | |
|--------------|------------------|-------------------------------|-----------------------|---|-----------------------------|---|---|
| NO. | TYPE | BOX | PART NUMBER | DESCRIPTION | QTY. | PICTURE | |
| 1 | ELC | ELECTRONICS | 120X-ELC-V4 | ELECTRONIC BOX AND WIRING FOR BIG60 | 1 | | |
| 2 | | | MODIX-LCD | LCD COMPONENTS | 1 |  | |
| 3 | FRAME | FRAME COMPONENTS | FRAME-COMPONENTS | FRAME COMPONENTS AND FASTENERS | 1 |  | |
| 4 | X-AXIS | IDLER | XAXIS-IDLER-BACK | X-AXIS IDLER ASSEMBLY - BACK | 1 |  | |
| 5 | | | XAXIS-IDLER-FRONT | X-AXIS IDLER ASSEMBLY - FRONT | 1 |  | |
| 6 | | MOTOR | XAXIS-MOTOR-BACK | X-AXIS MOTOR ASSEMBLY - FRONT | 1 |  | |
| 7 | | | XAXIS-MOTOR-FRONT | X-AXIS MOTOR ASSEMBLY - FRONT | 1 |  | |
| 8 | | XAXIS-RAILS-120X | M3X10 HEX | THREADLOCKER BLUE 242 paste | 46 |  | |
| 9 | | | Spring Shim - M3 | OD:6.2mm THK:0.8mm | 46 |  | |
| 10 | | | 4040 M3 T-Nut | 4040 M3 T-Nut | 46 |  | |
| 11 | | XAXIS-BELT-120X | GENERAL-P-BUY-BELT-4M | GT2 OPEN LOOP BELT - 4M LENGTH | 2 |  | |
| 12 | | | GENERAL-P-CNC-0007 | Belt Clip | 4 |  | |
| 13 | | Y-AXIS | MOTOR | YAXIS-MOTOR | Y-AXIS MOTOR ASSEMBLY | 1 |  |
| 14 | | | IDLER | YAXIS-IDLER | Y-AXIS IDLER ASSEMBLY | 1 |  |
| 15 | | | YAXIS-RAIL-660 | M3X8 HEX | THREADLOCKER BLUE 242 paste | 13 |  |
| 16 | Spring Shim - M3 | | | OD:6.2mm THK:0.8mm | 13 |  | |
| 17 | 2020 M3 T-Nut | | | 2020 M3 T-Nut | 13 |  | |
| 18 | YAXIS-BELT-660 | | GENERAL-P-BUY-BELT-2M | GT2 OPEN LOOP BELT - 2M LENGTH | 1 |  | |
| 19 | | | GENERAL-P-CNC-0007 | Belt Clip | 2 |  | |
| 20 | Cable Chain | Cable Chain | CABLE-CHAIN | CABLE CHAIN COMPONENTS FOR X & Y AXIS | 1 | | |
| 21 | Z-AXIS | Z-TOP | ZAXIS-TOP-RODS | Z-AXIS TOP ASSEMBLY, SMOOTH RODS | 3 |  | |
| 22 | | | ZAXIS-TOP-WIRE-RODS | Z-AXIS TOP ASSEMBLY, WIRE MANAGEMENT, SMOOTH RODS | 1 |  | |
| 23 | | Z-BOTTOM | ZAXIS-BOTTOM-RODS | Z-AXIS BOTTOM ASSEMBLY, SMOOTH RODS | 2 |  | |
| 24 | | | ZAXIS-BOTTOM-2-RODS | Z-AXIS BOTTOM ASSEMBLY, SMOOTH RODS | 2 |  | |
| 25 | | Z-MID | ZAXIS-MID-RODS | Z-AXIS MID ASSEMBLY, SMOOTH RODS | 2 |  | |
| 26 | | | ZAXIS-MID-2-RODS | Z-AXIS MID ASSEMBLY, SMOOTH RODS, MIRRORED | 2 |  | |
| 27 | Printhead | PRINTHEAD COMPONENTS | PRINTHEAD-V4-A | PRINTHEAD ASSEMBLY; DUAL SIDE BY SIDE | 1 |  | |
| 28 | | GRIFFIN | GRIFFIN-PRIMARY-V4 | GRIFFIN PRIMARY COMPONENTS | 1 |  | |
| 29 | BED | BED | BED-ASM-120X | BED PROFILE AND COMPONENTS ASSEMBLY | 1 |  | |
| 30 | WIRING | CHANNELS | TUNNEL-225 | LEFT SIDE TUNNEL | 2 |  | |
| 31 | | | TUNNEL-90 | TOP TO ELC BOX TUNNEL | 1 | | |
| 32 | | | TUNNEL-450 | BOTTOM TO ELC BOX TUNNEL | 1 | | |
| 33 | | | M5X12 Low Profile | BLACK | 8 |  | |
| 34 | | | 4040 M5 T-Nut | 4040 M5 T-Nut | 8 |  | |
| 35 | Front Panels | FRONT PANELS PROFILES | SUPPORT-PROFILES-COMP | FRONT PANELS PROFILES COMPONENTS | 1 |  | |
| 36 | | FRONT PANELS FASTENERS - 120X | M5X8 LOW PROFILE | BLACK | 9 |  | |
| 37 | | | M5X12 LOW PROFILE | BLACK | 11 | | |
| 38 | | | 2020 M5 T-Nut | 2020 M5 T-Nut | 6 | | |
| 39 | | | 4040 M5 T-Nut | 4040 M5 T-Nut | 11 | | |
| 40 | | FILAMENT | FILAMENT-DETECTION | CLOG DETECTOR COMPONENTS | 1 |  | |



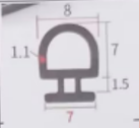







| 120X-MAIN-V4 | | | | | | | |
|--------------|------------|--------------|---------------------|--------------------------------------|-----------------------------------|---|---|
| NO. | TYPE | BOX | PART NUMBER | DESCRIPTION | QTY. | PICTURE | |
| 41 | FILAMENT | FILAMENT | FILAMENT-HOLDER | FILAMENT HOLDER COMPONENTS | 1 |  | |
| 42 | | PTFE | PTFE-4-3-500 | PTFE TUBE, OD:4, ID:3, LENGTH:500MM | 1 |  | |
| 43 | | | PTFE-6-3-2500 | PTFE TUBE, OD:6, ID:3, LENGTH:2500MM | 1 | | |
| 44 | | | PG-4-6 | PNEUMATIC CONNECTOR FOR PTFE | 1 | | |
| 45 | POWER | Power Supply | POWER-SUPPLY | POWER SUPPLY COMPONENTS | 1 |  | |
| 46 | | CABLE | C13-C14 Cable | | 4 |  | |
| 47 | | ADAPTERS | EU Adpter | EU Adapter | Modulare AC adapter for Europe | 4 |  |
| 48 | | | US Adapter | US Adapter | Modulare AC adapter for the US | 4 | |
| 49 | | | AU Adapter | AU Adapter | Modulare AC adapter for Australia | 4 | |
| 50 | UK Adapter | | UK Adapter | Modulare AC adapter for England | 4 | | |
| 51 | OTHERS | | TOOLS | | 1 |  | |
| 52 | | | CRASH-DETECTOR | CRASH DETECTOR COMPONENTS | 1 |  | |
| 53 | | | ZOFFSET-CALIBRATION | AUTOMATIC Z OFFSET COMPONENTS | 1 |  | |
| 54 | | | Articulated Legs | | 4 |  | |
| 55 | | | SPARE BAG | | 1 | | |
| 56 | | | CE-PACK | | 1 | | |

| 120X-PRF-V4 | | | | |
|-------------|----------------------------|--|------|---|
| ITEM NO. | PART NUMBER | DESCRIPTION | QTY. | PICTURE |
| 1 | GENERAL-P-BUY-4040-990 | Z-Axis Profile | 4 |  |
| 2 | GENERAL-P-BUY-4040-1470 | Big 120X X-Axis Bottom | 2 | |
| 3 | GENERAL-P-BUY-4040-1550 | Big 120X X-Axis Top | 2 | |
| 4 | GENERAL-P-BUY-4040-800 | Y-Axis Profile | 4 | |
| 5 | GENERAL-P-BUY-2040-1406 | Cable Chian Support profile 120X | 1 |  |
| 6 | GENERAL-P-BUY-2040-1431.5 | 120X FRONT PANELS PROFILE - TOP | 1 | |
| 7 | GENERAL-P-BUY-2040-1461.5 | 120X FRONT PANELS PROFILES - BOTT | 1 | |
| 8 | GENERAL-P-BUY-2040-1543.6 | 2040 PROFILE, L=1543.6mm, BED ASSEMBLY | 2 |  |
| 9 | GENERAL-P-BUY-2020-620 | 2020 PROFILE, L=620mm, BED ASSEMBLY | 2 | |
| 10 | GENERAL-P-BUY-2020-790 | 2020 PROFILE, L=790mm, Y-Bridge | 1 |  |
| 11 | GENERAL-P-BUY-2020-620-MID | Bad calibration profile -620 | 1 | |
| 12 | 120X-ACP-FRONT-TOP | FRONT ACP PANEL- 120X | 1 |  |
| 13 | 120X-ACP-FRONT-BOTTOM | BOTTOM ACP PANEL- 120X | 1 |  |
| 14 | MGW9H1R1350ZFCM | 1350mm- X - 120X | 2 |  |
| 15 | RAILS_CLIP | Set of two MGW rails clip | 2 | |

| 120X-MOTION-V4 | | | | |
|----------------|------------------------|---|------|---|
| ITEM NO. | PART NUMBER | DESCRIPTION | QTY. | PICTURE |
| 1 | MGW9H1R700ZFCM | 700mm - XY - Big60 line | 1 |  |
| 3 | CABLE-CHAIN-HY15A.3-60 | Cable Chain, 60 links, including two end connectors | 1 |  |
| 4 | CABLE-CHAIN-HY15A.3-31 | Cable Chain, 31 links, including two end connectors | 1 | |
| 5 | MIC6-PLATE-660 | BED 660 | 2 |  |
| 6 | PEI-660-SHEET | PEI SHEET for 660mm plate, including 3M adhesive | 2 |  |
| 7 | RODS-12-900 | SMOOTH RODS, L:900mm, OD:12mm | 4 |  |
| 8 | SFUR01204T4DFC7-830-P1 | BIG60, 120X, 180X Ballscrew | 4 |  |
| 9 | RAILS_CLIP | Set of two MGW rails clip | 1 | |




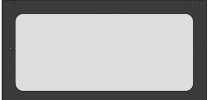

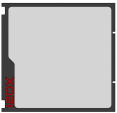

| 120X-ENC1-V4 | | | | | |
|--------------|------------------|----------------------------------|--------------------------------------|------|---|
| ITEM NO. | BOX/BAG/TYPER | PART NUMBER | DESCRIPTION | QTY. | PICTURE |
| 1 | Pivot Lid | GENERAL-P-BUY-2020-CornerBracket | Corner Bracket | 8 |  |
| 2 | | GENERAL-P-BUY-2020-L-Joint | L joint 2020, including set screws | 8 |  |
| 3 | | GENERAL-P-BUY-2020-1465 | | 1 |  |
| 4 | | GENERAL-P-BUY-2020-1505 | | 2 | |
| 5 | | GENERAL-P-BUY-2020-350.5 | | 2 | |
| 6 | | GENERAL-P-BUY-2020-446 | | 2 | |
| 7 | | GENERAL-P-BUY-2040-426 | | 1 | |
| 8 | | GENERAL-P-BUY-2040-350 | | 1 | |
| 9 | | ENC-HINGE-2020-CL218-2 | 2020 METAL HINGE; CL218-2 | 4 |  |
| 10 | | ENC-HNADLE-320 | HANDLE. HOLES DISTANCE:320MM | 1 |  |
| 11 | | ENC-END_CORK-2020 | END CORK FOR 2020 PROFILES | 2 |  |
| 12 | | M4X20 HEX | Black | 2 | |
| 13 | | M5X8 Button-Head | Black | 16 | |
| 14 | | M5X8 Low Profile | Black | 30 | |
| 15 | | M5X12 Conic | Black | 8 | |
| 16 | | 2020 M5 T-Nut | | 54 |  |
| 17 | Top Lid | GENERAL-P-BUY-2020-467 | | 2 |  |
| 18 | | GENERAL-P-BUY-2020-860 | | 2 | |
| 19 | | GENERAL-P-BUY-2020-1510 | | 1 | |
| 20 | | GENERAL-P-BUY-2020-450 | | 2 | |
| 21 | | GENERAL-P-BUY-2040-1510 | | 1 |  |
| 22 | | GENERAL-P-BUY-2040-350 | | 1 | |
| 23 | | GENERAL-P-BUY-2040-445.5 | | 1 | |
| 24 | | ENC-LID-02 | 4040 to 2020 Profile Holder Mirrored | 2 |  |
| 25 | | ENC-LID-01 | 4040 to 2020 profile holder | 2 |  |
| 26 | | ENC-LID-03 | Cover Frame Extension Holder | 1 |  |
| 27 | | GENERAL-P-BUY-2020-CornerBracket | Corner Bracket | 12 |  |
| 28 | | GENERAL-P-BUY-2020-L-Joint | L joint 2020 | 8 |  |


| | | | | | | |
|----|-----------------------------------|--------------------------------|------------------------------------|---|---|---|
| 29 | | ENC-END_CORK-2020 | END CORK FOR 2020 PROFILES | 2 |  | |
| 30 | | ENC-SEALING-2020-DCR6-371 | 2020 SEALING; DCR6; BLACK; 371MM | 4 |  | |
| 31 | | ENC-SEALING-2020-DCR6-447 | 2020 SEALING; DCR6; BLACK; 447MM | 4 | | |
| 33 | | M5X12 Conic | Black | 8 | | |
| 34 | | M5X8 Button-Head | Black | 24 | | |
| 35 | | M5X8 Low Profile | Black | 56 | | |
| 36 | | M5X12 Low Profile | Black | 8 | | |
| 37 | | M5X16 Low Profile | Black | 4 | | |
| 38 | | 2020 M5 T-Nut | | 86 |  | |
| 39 | | 4040 M5 T-Nut | | 8 | | |
| 40 | | Doors | GENERAL-P-BUY-2040-657 | DOOR HINGE PROFILE | 2 | |
| 41 | | | GENERAL-P-BUY-2020-708 | 120X DOOR HORIZONTAL PROFILE | 4 |  |
| 42 | | | GENERAL-P-BUY-2020-689.8 | DOOR HANDLE PROFILE | 2 | |
| 43 | | | GENERAL-P-BUY-2020-CornerBracket | Corner Bracket | 8 |  |
| 44 | DOOR-HINGE-B2222_1011 | | 2040 DOOR HINGE; B2222_1011; BLACK | 4 |  | |
| 45 | DOOR-COVER-2020-15X3-689 | | PROFILE 5 COVER 15X3; L=689MM | 2 |  | |
| 46 | ENC-END_CORK-2020 | | END CORK FOR 2020 PROFILES | 4 |  | |
| 47 | ENC-HNADLE-320 | | HANDLE. HOLES DISTANCE:320MM | 2 |  | |
| 48 | DOOR-MAGNET | | OD:20, THK:3mm, ID:3mm; | 4 | | |
| 49 | M4X20 HEX | | Black | 4 | | |
| 50 | M3X10 Conic | | Black | 4 | | |
| 51 | M5X8 Low Profile | | Black | 32 | | |
| 52 | M5X12 Low Profile | | Black | 8 | | |
| 53 | M5X8 Button-Head | | Black | 16 | | |
| 54 | 2020 M3 T-Nut | | | 4 |  | |
| 55 | 2020 M5 T-Nut | | | 52 | | |
| 56 | 4040 M5 T-Nut | | | 8 | | |
| 57 | General-P-BUY-LProfile-25x20-1427 | L-Profile; 25x2-x1.5; L=1427mm | 2 |  | | |

| | | | | | |
|----|---|----------------------------------|--|----|---|
| 58 | Sealing | General-P-BUY-LProfile-20x15-703 | L-Profile; 25x15x1.5; L=703mm | 2 |  |
| 59 | | DOOR-P-SM-001 | DOOR MAGNET BRACKET; WITH 3M468P sticker | 2 | |
| 60 | | M3X8 Conic | Black | 6 | |
| 61 | | M3X10 Low Profile | Black | 6 | |
| 62 | | 2020 M3 T-Nut | | 6 |  |
| 63 | | 4040 M3 T-Nut | | 6 | |
| 64 | | DOOR-SEALING-EPDM-7-655 | EPDM Sealing for doors; 655mm | 2 |  |
| 65 | DOOR-SEALING-EPDM-7-705 | EPDM Sealing for doors; 705mm | 4 | | |
| 66 | S.Panels | ENC-BACK-COVER | | 1 | |
| 67 | | GENERAL-P-BUY-4040-800 | Bottom Profile. No tap, No drill | 1 |  |
| 68 | | 4040-CORNER-BRACKET | CORNER BRACKET, 4040 PROFILE | 2 | |
| 69 | | M5X8 Low Profile | Black | 2 | |
| 70 | | M5X12 Low Profile | Black | 70 | |
| 71 | | M8X16 Button-Head Thread Lock | | 4 | |
| 72 | | 2020 M5 T-Nut | | 2 |  |
| 73 | | 4040 M5 T-Nut | | 70 | |
| 74 | | 4040 M8 T-Nut | | 4 | |
| 75 | | PTFE GUIDE | Black Wire Cable House | | 4 |
| 76 | M5X8 Low Profile | | Black | 4 | |
| 77 | 2020 M5 T-Nut | | | 4 | |
| 78 | BIG-00-VSLLOT-0001 | | | 1 |  |
| 79 | Aluminium Spacer - OD:10mm, ID:5mm, THK:6mm | | | 2 |  |
| 80 | Eccentric Spacer 6mm | | | 2 |  |
| 81 | Delrin mini v wheel | | | 4 |  |
| 82 | M5 brass Shim - 8mmx1mm | | | 8 |  |
| 83 | M8x12 Button-Head | | | 1 | |
| 84 | M5x12 Low Profile | | | 2 | |
| 85 | M5x25 Low Profile | | 4 | | |

| | | | | | |
|----|-------------------|---------------------------|----------------------|----|---|
| 86 | | M5 Nut | | 2 | |
| 87 | | M5 Nyloc nut | | 4 | |
| 88 | | GENERAL-P-BUY-KFL08 | | 1 |  |
| 89 | | BIG-00-VSLOT-0002 | | 1 |  |
| 90 | PNEUMATIC | PNEUMATIC HINGE | 100N;Distance1:230mm | 2 |  |
| 91 | | PNEUMATIC HINGE CONNECTOR | | 4 |  |
| 92 | | ENC_PNEUMATIC | | 1 | |
| 93 | Air Filter | M5X16 LOW PROFILE | BLACK | 12 | |
| 94 | | M5 Nut | Black | 12 | |
| 95 | LED | LED1 | | 2 |  White 6000K |

| 120X-ENC2-V4 | | | | | |
|--------------|---------------|--------------------------|------------------------------|------|---------|
| ITEM NO. | BOX/BAG/TYPER | PART NUMBER | DESCRIPTION | QTY. | PICTURE |
| 1 | ACP | ENC-ACP-BIG60-SIDE | | 1 | |
| 2 | | ENC-ACP-BIG60-SIDE | | 1 | |
| 3 | | ENC-ACP-BIG60-BACK-ELC | ELC PANEL | 1 | |
| 4 | | ENC-ACP-120X-BOTTOM-0001 | 120X BOTTOM PANEL LEFT | 1 | |
| 5 | | ENC-ACP-120X-BOTTOM-0002 | 120X BOTTOM PANEL RIGHT | 1 | |
| 6 | | ENC-ACP-120X-BACK-0001 | LEFT BACK PANEL | 1 | |
| 7 | | ENC-ACP-120X-BACK-COVER | 120X BACK PANEL COVER | 1 | |
| 8 | | ENC-ACP-120X-BACK-0002 | RIGHT BACK PANEL | 1 | |
| 9 | | ENC-ACP-120X-TOP | 120X 4040 TOP COVER | 2 | |
| 10 | | ENC-ACP-120X-LID-0001 | 120X TOP LID TOP PANEL | 2 | |
| 11 | | ENC-ACP-120X-LID-0002 | 120X TOP LID BACK PANEL LEFT | 1 | |

| 120X-ENC2-V4 | | | | | |
|--------------|---------------|----------------------------|-------------------------------|------|---|
| ITEM NO. | BOX/BAG/TYPER | PART NUMBER | DESCRIPTION | QTY. | PICTURE |
| 12 | | ENC-ACP-120X-LID-0003 | 120X TOP LID BACK PANEL RIGHT | 1 |  |
| 13 | PC | ENC-PC-120X-LID-SIDE-LEFT | 120X TOP LID LEFT SIDE PANEL | 1 |  |
| 14 | | ENC-PC-120X-LID-SIDE-RIGHT | 120X TOP LID RIGHT SIDE PANEL | 1 |  |
| 15 | | ENC-PC-120X-PIVOT-0001 | 120X PIVOT LID TOP PANEL | 2 |  |
| 16 | | ENC-PC-120X-PIVOT-0002 | 120X PIVOT LID FRONT PANEL | 2 |  |
| 17 | | ENC-PC-120X-DOOR-RIGHT | 120X DOOR PANEL - LOGO | 1 |  |
| 18 | | ENC-PC-120X-DOOR-RIGHT | 120X DOOR PANEL - NO LOGO | 1 |  |

| 120X-33-FIX | | | | | | |
|-------------|------|---------------|-----------------------|-------------|------|---|
| NO. | TYPE | BOX | PART NUMBER | DESCRIPTION | QTY. | PICTURE |
| 1 | ENC1 | ENC_PNEUMATIC | M5X8 Low Profile | | 8 | |
| 2 | | | M5X16 HEX Thread Lock | | 4 | |
| 3 | | | M5 Nut | | 8 | |
| 4 | | | 2020 M5 T-Nut | | 8 | |
| 5 | MAIN | | 120X 110V Name Plate | | 1 |  |
| 6 | | LCD | M5X10 HEX | | 2 | |